





District Health Assessment for Multiple District 13 through December 2024

		Clubs							Membership							Member Strength		Cancellation		Reports			Finance	Leadership			
District Name	Status/ Number of Months in Status *	Active Clubs	Clubs in Status Quo	Total Clubs	% Status Quo Clubs in Financial Suspension	New Clubs	Cancelled Clubs	YTD Net Club Gain/Loss	Current Members In Active Clubs	Current Members In Status Quo Clubs	Current Total Members Count	YTD Add	YTD Drop	NetGrowth (includes Active and Status Quo)	NetGrowth% (includes Active and Status Quo)	Member Count 12 Months Ago	Average Member Count Per Club	% of Clubs with less than 20 members	Average Cancelled Club Age	Members Lost Due to Cancelled Clubs	% of Clubs Reporting Service	% No MMR in 3 Months	% No Officer Report in 12 months	% of Clubs with balance 90+ days	Number of Zone Chairs Recorded	Number of Region Chairs Recorded	District Officers Vacancies **
13 OH1		49	0	49	0%	0	0	0	1362	0	1362	50	90	-40	-2.85%	1,422	28	41%	0	0	100%	49%	0%	2%	9	3	
13 OH2		52	1	53	100%	0	0	0	1621	13	1634	68	70	-2	-0.12%	1,641	31	32%	0	0	75%	38%	2%	6%	6	2	
13 OH3		49	0	49	0%	0	1	-1	1328	0	1328	42	76	-34	-2.50%	1,363	27	47%	80	0	100%	47%	0%	0%	8	2	
13 OH4		49	0	49	0%	0	1	-1	1253	0	1253	55	92	-37	-2.87%	1,240	26	39%	100	13	96%	43%	12%	2%	7	0	
13 OH5		49	0	49	0%	0	1	-1	1258	0	1258	64	82	-18	-1.41%	1,273	26	41%	25	0	86%	41%	0%	2%	7	2	
13 OH6		52	0	52	0%	0	1	-1	1414	0	1414	66	78	-12	-0.84%	1,479	27	44%	51	0	100%	46%	0%	2%	8	2	
13 OH7	T(24)	46	0	46	0%	0	3	-3	1157	0	1157	54	89	-35	-2.94%	1,181	25	48%	43	28	93%	39%	0%	0%	7	2	
		346	1	347	100%	0	7	-7	9393	13	9406	399	577	-178	-1.86%	9,599	27	41%	55	41	93%	43%	2%	2%	52	13	




District Health Assessment for Multiple District 14 through December 2024

		Clubs							Membership							Member Strength		Cancellation		Reports			Finance	Leadership			
District Name	Status/ Number of Months in Status *	Active Clubs	Clubs in Status Quo	Total Clubs	% Status Quo Clubs in Financial Suspension	New Clubs	Cancelled Clubs	YTD Net Club Gain/Loss	Current Members In Active Clubs	Current Members In Status Quo Clubs	Current Total Members Count	YTD Add	YTD Drop	YTD NetGrowth (includes Active and Status Quo)	YTD NetGrowth% (includes Active and Status Quo)	Member Count 12 Months Ago	Average Member Count Per Club	% of Clubs with less than 20 members	Average Cancelled Club Age	Members Lost Due to Cancelled Clubs	% of Clubs Reporting Service	% No MMR in 3 Months	% No Officer Report in 12 months	% of Clubs with balance 90+ days	Number of Zone Chairs Recorded	Number of Region Chairs Recorded	District Officers Vacancies **
14 A	T(3)	50	0	50	0%	0	1	-1	1249	0	1249	52	59	-7	-0.56%	1,258	25	46%	81	4	28%	50%	2%	4%	11	0	
14 B	T(24)	27	0	27	0%	0	3	-3	575	0	575	18	79	-61	-9.59%	653	21	56%	70	49	59%	48%	0%	7%	4	0	2nd VDG,GMT
14 C	T(24)	44	0	44	0%	0	0	0	1164	0	1164	57	53	4	0.34%	1,170	26	39%	0	0	70%	43%	0%	0%	7	0	
14 D	T(24)	41	0	41	0%	0	0	0	1194	0	1194	79	61	18	1.53%	1,183	29	39%	0	0	54%	49%	15%	0%	10	0	
14 E	T(24)	28	0	28	0%	0	0	0	686	0	686	21	17	4	0.59%	691	25	39%	0	0	46%	54%	0%	0%	2	0	1st VDG,2nd VDG
14 F	T(24)	35	0	35	0%	0	1	-1	906	0	907	20	58	-38	-4.02%	934	26	34%	59	11	66%	63%	0%	0%	7	0	2nd VDG
14 G		54	0	54	0%	0	1	-1	1482	0	1482	63	57	6	0.41%	1,480	27	41%	71	7	65%	50%	0%	2%	12	0	
14 H	T(24)	26	0	26	0%	0	1	-1	624	0	624	26	44	-18	-2.80%	659	24	50%	81	9	15%	50%	12%	8%	0	0	2nd VDG
14 J	T(24)	26	0	26	0%	0	1	-1	700	0	700	46	55	-9	-1.27%	740	27	50%	73	14	23%	35%	0%	0%	7	0	1st VDG,2nd VDG
14 K	T(24)	28	0	28	0%	0	0	0	733	0	733	32	29	3	0.41%	732	26	43%	0	0	64%	50%	7%	4%	3	0	1st VDG,2nd VDG
14 L	T(24)	37	0	37	0%	0	1	-1	799	0	799	33	66	-33	-3.97%	831	22	49%	77	16	41%	59%	19%	3%	0	0	GLT,GMT,GST
14 M	T(24)	39	0	39	0%	0	1	-1	993	0	993	26	46	-20	-1.97%	1,001	25	38%	48	7	49%	56%	0%	8%	7	1	2nd VDG
14 N	T(24)	36	0	36	0%	0	1	-1	927	0	927	34	34	0	0.00%	928	26	42%	77	11	44%	67%	0%	3%	9	0	2nd VDG
14 P	T(24)	33	0	33	0%	0	1	-1	889	0	889	66	66	0	0.00%	901	27	30%	80	11	85%	39%	3%	3%	8	1	
14 T	T(24)	36	0	36	0%	0	1	-1	1132	0	1132	24	55	-31	-2.67%	1,168	31	17%	6	6	58%	47%	0%	0%	6	0	
14 U	T(24)	26	0	26	0%	0	0	0	839	0	839	36	33	3	0.36%	825	32	27%	0	0	50%	46%	8%	8%	0	0	




District Health Assessment for Multiple District 14 through December 2024

<div></div> <div>District Name</div> <div>Status/ Number of Months in Status *</div>		Clubs							Membership							Member Strength		Cancellation		Reports			Finance	Leadership				
		Active Clubs	Clubs in Status Quo	Total Clubs	% Status Quo in Financial Suspension	New Clubs	Cancelled Clubs	YTD Net Club Gain/Loss	Current Members In Active Clubs	Current Members In Status Quo Clubs	Current Total Members Count	YTD Add	YTD Drop	YTD NetGrowth (includes Active and Status Quo)	YTD NetGrowth% (includes Active and Status Quo)	Member Count 12 Months Ago	Average Member Count Per Club	% of Clubs with less than 20 members	Average Cancelled Club Age	Members Lost Due to Cancelled Clubs	% of Clubs Reporting Service	% No MMR in 3 Months	% No Officer Report in 12 months	% of Clubs with balance 90+ days	Number of Zone Chairs Recorded	Number of Region Chairs Recorded	District Officers Vacancies **	
14 W		T(24)	25	0	25	0%	0	0	0	573	0	573	29	25	4	0.70%	557	23	56%	0	0	52%	40%	0%	8%	6	0	
			591	0	591	0%	0	13	-13	15465	0	15466	662	837	-175	-1.12%	15,711	26	40%	66	145	52%	50%	4%	3%	99	2	




District Health Assessment for Multiple District 24 through December 2024

		Clubs							Membership							Member Strength		Cancellation		Reports			Finance	Leadership			
District Name	Status/ Number of Months in Status *	Active Clubs	Clubs in Status Quo	Total Clubs	% Status Quo Clubs in Financial Suspension	New Clubs	Cancelled Clubs	YTD Net Club Gain/Loss	Current Members In Active Clubs	Current Members In Status Quo Clubs	Current Total Members Count	YTD Add	YTD Drop	YTD NetGrowth (includes Active and Status Quo)	YTD NetGrowth% (includes Active and Status Quo)	Member Count 12 Months Ago	Average Member Count Per Club	% of Clubs with less than 20 members	Average Cancelled Club Age	Members Lost Due to Cancelled Clubs	% of Clubs Reporting Service	% No MMR in 3 Months	% No Officer Report in 12 months	% of Clubs with balance 90+ days	Number of Zone Chairs Recorded	Number of Region Chairs Recorded	District Officers Vacancies **
24 C	T(9)	50	0	50	0%	0	1	-1	1241	0	1241	49	74	-25	-1.97%	1,254	25	46%	72	0	62%	50%	0%	0%	15	0	
24 I		81	0	81	0%	0	1	-1	1635	0	1635	64	127	-63	-3.71%	1,696	20	67%	77	21	54%	56%	6%	1%	8	5	
24 L		80	0	80	0%	0	0	0	2205	0	2205	117	111	6	0.27%	2,255	28	45%	0	0	56%	43%	0%	4%	14	5	
		211	0	211	0%	0	2	-2	5081	0	5081	230	312	-82	-1.59%	5,205	24	54%	75	21	57%	49%	2%	2%	37	10	



District Health Assessment for Multiple District 29 through December 2024

		Clubs							Membership							Member Strength		Cancellation		Reports			Finance	Leadership			
District Name	Status/ Number of Months in Status *	Active Clubs	Clubs in Status Quo	Total Clubs	% Status Quo Clubs in Financial Suspension	New Clubs	Cancelled Clubs	YTD Net Club Gain/Loss	Current Members In Active Clubs	Current Members In Status Quo Clubs	Current Total Members Count	YTD Add	YTD Drop	YTD NetGrowth (includes Active and Status Quo)	YTD NetGrowth% (includes Active and Status Quo)	Member Count 12 Months Ago	Average Member Count Per Club	% of Clubs with less than 20 members	Average Cancelled Club Age	Members Lost Due to Cancelled Clubs	% of Clubs Reporting Service	% No MMR in 3 Months	% No Officer Report in 12 months	% of Clubs with balance 90+ days	Number of Zone Chairs Recorded	Number of Region Chairs Recorded	District Officers Vacancies **
29 L	T(24)	45	0	45	0%	0	1	-1	920	0	920	36	101	-65	-6.60%	1,000	20	53%	95	14	38%	42%	4%	4%	7	0	
29 C	T(24)	45	0	45	0%	0	3	-3	873	0	873	40	64	-24	-2.68%	893	19	58%	76	41	29%	64%	18%	9%	5	1	1st VDG,2nd VDG,GLT,GMT ,GST
29 I		54	0	54	0%	0	1	-1	1396	0	1396	33	74	-41	-2.85%	1,448	26	43%	6	14	61%	50%	13%	2%	8	0	2nd VDG
		144	0	144	0%	0	5	-5	3189	0	3189	109	239	-130	-3.92%	3,341	22	51%	66	69	44%	52%	12%	5%	20	1	

\* - District Status: P - Provisional, T - Transitional.  
\*\* - District Officers Vacancies: DG - District Governor, 1st VDG - First Vice District Governor, 2nd VDG - Second Vice District Governor.